

TRANSLATION AVAILABLE IN: [ITALIAN](#) | [SPANISH](#) | [PORTUGUESE](#) | [TURKISH](#) | [MANDARIN CHINESE](#) | [HINDI](#)

Coverings Show Management has developed the Booth Display Rules in accordance with the guidelines adopted by the International Association of Exhibitions & Events (IAEE). All exhibits must conform to these regulations, including the official [Event Guide](#) and are an integral part of your signed exhibit space contract.

Contact Patti Hoffend at phoffend@taffyevents.com with questions regarding booth designs and approval.

Booth Design Approvals

- *Exhibits with 600 square feet or greater must submit the [600 sqft + Submission](#)
 - for approval from Show Management no later than **Monday, February 23, 2026**.
- Booths that are 1000 square feet or more and/or have 300 square feet or more of contiguous covered ceilings must submit detailed dimensioned drawings or renderings in .dwg or PDF format to both Show Management and the Safety and Fire Prevention Office at the Las Vegas Convention Center at:
 - [600 sqft + Submission](#) for approval no later than **Monday, February 23, 2026**.
- *Exhibitors with multi-level booths must submit for approval detailed booth plan drawings in .dwg or PDF format that have a Nevada licensed structural engineer's stamp of certification, to the Safety and Fire Prevention Office at the Las Vegas Convention Center Show Management and to Show Management at [Multi-level Booth Design Submission](#).

*See more information below and at [LVCC Facility Guide](#).

Requirements when submitting booth designs:

- Deadline to submit your drawings is **Monday, February 23, 2026**.
- All dimensions must be in US measurements.
- Elevation views must indicate the height of the highest element of the display. Please see respective height restrictions for each booth type below.
- If any type of full ceiling cover (including fabric) is used in your booth, the square footage must be indicated.
- Booths with raised floors are required to comply with the [U.S. Americans with Disabilities Act \(ADA\)](#).

CUBIC CONTENT STYLE

Coverings abides by the Cubic Content rule, which allows exhibitors to maximize their exhibit space and investment. Cubic Content style allows exhibits to fully occupy the width, depth and height (up to the maximum allowable height) of the booth footprint according to their booth type as outlined below.

COVERED CEILINGS AND MULTI-LEVEL BOOTHS

LVCC requires that any booth that is Multi-Level or has any type of covered ceiling must abide by the following guidelines:

- All materials used in the construction of covered exhibits and all decorative materials within the exhibit must be non-combustible or limited combustible (flame-retardant) materials. Certification of flame-retardant treatment, along with samples of said materials, must be submitted, if requested by Safety

and Fire Prevention Office at LVCC. It is recommended certifications of flame-retardant treatments be available at show site.

- Booths with fabric ceiling cover must have a 70% passthrough rate, otherwise the ceiling will be considered as fully covered and must abide by the corresponding rules.
- All Multi Level and any booths with fully enclosed areas (rooms, closets etc.) may require the installation of Smoke Detectors and/or #AA40BC Fire Extinguishers.
- The upper deck of multilevel exhibits that is greater than 300 square feet (28 sq. m) will need at least two remote means of egress. The upper deck, if occupied, must have a live load capacity of 100 pounds per square foot.

For full details refer LVCC Multi-level and/or Covered Exhibits (Indoor) section as described in the LVCC Facility Guide at: [LVCC Facility Guide](#)

ELECTRICAL

All electrical work at Coverings 2026 must be performed by Freeman. This includes all electrical distribution including:

- All under-carpet electrical distribution
- Any additional electrical requirement needs or changes to preorders
- Distribution and connection of all power in excess of 20A/120V
- Distribution and connection of all 208V and 480V power
- Distribution of all electrical equipment necessary to provide electrical service

The following work **may** be performed by the exhibitor's full-time company employees with positive identification such as a medical card or payroll stub but may **not** be performed by your Exhibitor Appointed Contractor (EAC).

- Plug in equipment into any 20A/120VAC receptacle.
- May hang up to four small clip-on lights per booth.
- May connect modems, printers, computers and keyboards, test and tune their own equipment, and run their own communications cable between machines in the same booth above the booth carpet.
- Mounting of monitors (to include plasma screens, LCD & CRT) and the installation of hanging brackets.

For safety and operational efficiency, the LVCVA Fire Prevention personnel reserve the right to access and inspect all electrical components within exhibitor booths, including those integrated into prefabricated structures. This access is crucial to ensure compliance with safety regulations, identify potential hazards, and facilitate necessary maintenance or emergency procedures. Exhibitors are expected to maintain clear and unobstructed access to all electrical installations throughout the duration of the show.

FLOOR COVERING/CARPET

All exhibits are required to have wall-to-wall carpeting or other professional flooring with no concrete floor exposed underneath. If your carpet/flooring is not installed by **12:00 p.m. on Sunday, March 29**, carpet will be forced by Freeman at the Exhibitor's expense.

SIGNS AND GRAPHICS (ALL BOOTH TYPES)

All signs, lettering, or graphics facing a neighboring exhibit must be located at least 10' from that exhibit unless the side facing the neighboring exhibitor is blank. This includes all free-standing signage and “tear drop” type flags. Signs must be finished and professional on all exposed sides.

INSTALLATION EXCLUSIONS

- All exhibits must be free standing. No bolts, screws, hooks, or nails shall be driven into or attached to the walls or floors of the exhibit facility.
- No part of the display may be attached to, or otherwise secured to, the drapery backdrop or side dividers.
- No decorations, signs, banners, etc., may be taped, nailed, tacked, stapled, or otherwise fastened to ceilings, walls, doors, windows, painted surfaces, or columns. Holes may not be drilled, cored, or punched into any walls, floors, or ceilings of the exhibit facility.
- Exhibitors may not adhere tile or any other material directly to the floor of the exhibit facility.
- Exhibitors will be held responsible for all expenses associated with damage to the building, including flooring, walls, and columns.

UNFINISHED AREAS

Any open or unfinished sides of an exhibit bordering another exhibitor’s space and/or are deemed as unsightly by Show Management must be finished or draped to present an attractive appearance. Show Management reserves the right to have unfinished areas covered at the exhibitor's expense.

UTILITY AND RIGGING ORDERS

Place all [Utility and Rigging Orders](#) including electrical and plumbing, aerial and theatrical rigging with Freeman for your booth prior to your arrival in Las Vegas so you can begin constructing your exhibit immediately.

DISPLAY GUIDELINES BY BOOTH TYPE

IN-LINE/LINEAR BOOTH

In-Line/Linear Booths generally arranged in a straight line and have neighboring exhibitors on their immediate right and left, leaving only one side exposed to the aisle. In-Line/Linear Booths are built in ten foot (10') wide increments by ten feet (10') deep, i.e. 10'x10', 10'x20', 10'x30' etc.

New for 2026: higher height limit for inline booths!

Maximum height limit for inline booths is now ten (10') feet .

The entire cubic content of an In-Line/Linear Booth may be used to the maximum allowable height of ten (10') feet.

Hanging Signs: Overhead hanging signs are not permitted in In-Line/Linear booths.

PERIMETER BOOTH

A Perimeter Booth is an In-Line/Linear Booth that backs to an outside wall of the exhibit facility rather than to another exhibit. Perimeter Booths are built in ten foot (10') wide increments by ten feet (10') deep, i.e. 10'x10', 10'x20', 10'x30' etc.

Maximum height limit: twelve (12') feet

The entire cubic content of a Perimeter Booth may be used to the maximum allowable height of twelve (12') feet.

Hanging Signs: Overhead hanging signs are not permitted in Perimeter Booths.

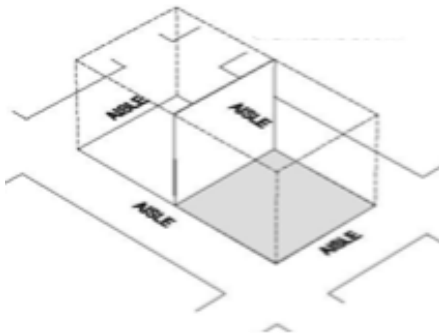
PENINSULA BOOTH

A Peninsula Booth is exposed to aisles on three (3) sides and backs to In-Line/Linear Booths.

Maximum height limit: twenty (20') feet

The entire cubic content of a Peninsula Booth may be used to the maximum allowable height of twenty (20') feet pending that all signs, lettering, or graphics facing a neighboring exhibit are located at least 10' from that exhibit unless the side facing the neighboring exhibit is blank.

Hanging Signs: Maximum height of 20' from top of the sign to the floor and must be finished on all sides.



SPLIT ISLAND BOOTH

A Split Island Booth is a Peninsula Booth which shares a common back wall with another Peninsula Booth. A Split Island Booth is 20'x20' or larger.

Maximum height limit: twenty (20') feet

The entire cubic content of a Split Island Booth may be used to the maximum allowable height of twenty (20') feet pending that all signs, lettering, or graphics facing a neighboring exhibit are located at least 10' from that exhibit unless the side facing the neighboring exhibit is blank.

Hanging Signs: Maximum height of 20' from top of the sign to the floor and must be finished on all sides.

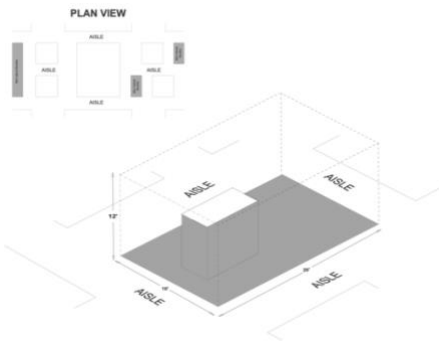
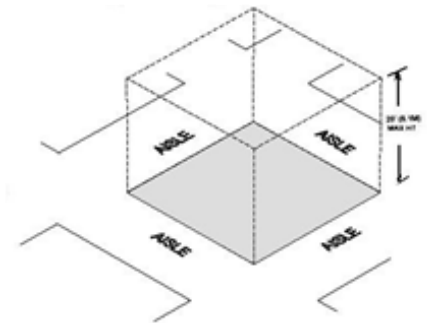
ISLAND BOOTH

An Island Booth is a booth exposed to aisles on all four sides that is 20'x20' or larger. Any booth less than 20'x20' is **not** considered an island booth and will have a ten-foot (10') height restriction

Maximum height limit: twenty (20') feet

The entire cubic content of the Island Booth may be used to the maximum allowable height of twenty (20') feet.

Hanging Signs: Maximum height of 20' from top of the sign to the floor and must be finished on all sides.



MINI ISLAND BOOTH

A Mini Island Booth is an Inline/Linear Island Booth that is ten feet (10') deep by ten feet (10') wide increments, i.e. 10'x20', 10'x30' etc. This is **not** the same as a regular island booth; see above for island booths rules.

Maximum height limit: twelve (12') feet

- The entire cubic content of the Mini Island Booth may be used to the maximum allowable height of twelve (12') feet.
- No drape will be provided.
- Exposed back and side walls that are visible must be professionally

finished or draped to present an attractive appearance.

- Multi-Story Inline Island booths are not permitted.

MULTI-LEVEL BOOTHS

For full details and requirements refer to the LVCC Multi-level and/or Covered Exhibits (Indoor) section as described in the LVCC Facility Guide at: [LVCC Facility Guide](#)

- Detailed drawings in .dwg or PDF format with an engineer stamp registered in the state of Nevada are required for all multiple-story booths and must be submitted by **Monday, February 23, 2026**.

SHOW READY PROGRAM

To facilitate installation of aisle carpet and an on-time show opening, a CLEAN FLOOR POLICY will be enforced.

- All displays must be in place with no remaining booth material in the aisles by **12:00 p.m. Sunday, March 29**.
- Any remaining display material including wood, crates, cartons, and fibers must be labeled as empty or trash by **12:00 p.m. Sunday, March 29**.
- Failure to comply could result in additional charges.
- Exhibitors will be permitted to work within their exhibit space until **6:00 p.m. Sunday, March 29**. Please schedule your labor accordingly.
- Permission from Show Management will be required if you need to be in your booth space beyond **6:00 p.m. Sunday, March 29**.

CERTIFICATES OF INSURANCE – MANDATORY!

All Exhibitors and their Appointed Contractors, including those within designated pavilions, must upload proof of liability insurance in the form of a Certificate of Insurance (COI) by **February 16, 2026**. Please refer to the official [Exhibitor Liability Insurance](#) information sheet for coverage requirements and submission instructions for Exhibitors that already carry liability insurance protection. Also included is information for purchasing liability insurance from our partner, Rain Protection Insurance.

- Exhibitors are required to send valid certificates to Sales@RainProtection.com
- Exhibitor Appointed Contractors (EACs) must upload their COI to [Notification of Intent to use Exhibitor Appointed Contractor \(EAC\)](#) or send directly to Exhibitor@Coverings.com.

OPERATION AND CONDUCT

Exhibitors and Exhibitor Representatives, including Exhibitor Appointed Contractors (EACs), shall comply with all applicable rules concerning their conduct including:

- All displays, signage, product demonstrations, and sales activities in the exhibit hall must be kept within the confines of your contracted space. This includes hosting audiences, distributing materials, or encroaching into the aisles.
- Personnel should not enter or loiter in another exhibitor's booth space without obtaining permission, nor should personnel block access to another booth.
- At no time may anyone enter an exhibit space that is not staffed.
- Exhibitors or their representatives may not photograph or video an exhibit or product of another exhibitor without their permission.
- Exhibitors may not sublet their booth space without Show Management approval.
- Exhibitors must adhere to the information outlined in the [Event Guide](#).

CUTTING OF MATERIALS: CUTTING OF TILE AND STONE MATERIAL AND DUST PRODUCTION

Motorized dry cutting, drilling, or sanding of tile, stone, or any other silica-containing materials inside the exhibit hall is forbidden, both during the booth installation and dismantle and during the Show.

Scoring and snap cutting and cutting with a stationary wet saw with an integrated water delivery system (per [OSHA 1926.1153 Table 1](#)) are permitted.

Exhibitors can operate motorized dry cutting devices only in one of the designated dry sawing rooms on the show floor. The dry sawing rooms will be a negative pressure environment with a HEPA-filtered air scrubber (per [OSHA 1926.1153 Table 1](#)).

Coverings show management has organized wash stations for water and water waste throughout the show floor. Exhibitors are required to properly wet clean workspace and tools promptly after cutting materials to avoid any residual dust.

If an Exhibitor does not comply with health and safety regulations outlined in these Rules, Coverings reserves the right to stop the Exhibitor's operations until adequate remedial measures approved by Coverings are adopted and require the Exhibitor to pay a \$1,000 fine.

The fine for a second violation by an Exhibitor will double. In the event of a third violation by the Exhibitor, and for each subsequent violation, Coverings, at its option, may (i) again double the fine and/or (ii) terminate the rights of the Exhibitor under the Exhibitor's Contract, resell the Exhibitor's Booth Space and retain all payments of the Minimum Payment Due made by the Exhibitor under the Exhibitor's Contract as liquidated damages and not as a penalty.

Any cutting, drilling, or sanding of materials other than tile, stone, and other silica-containing materials (such as wooden framing) can only be done using tools with a dust bag or vacuum dust collection equipment (per [OSHA 1926.1153 Table 1](#)). At all times, Coverings reserves the right to stop any such operations that it determines in its sole discretion to be potentially hazardous.

Consistent with the terms of the Exhibitor's Contract, the Exhibitor is obligated to indemnify and hold Coverings show management and International Tile Exposition LLC harmless from any and all liability, including damages, claims, and indemnities, arising from any third party (including other exhibitors or visitors) as a result of the Exhibitor's breach of these Rules.